

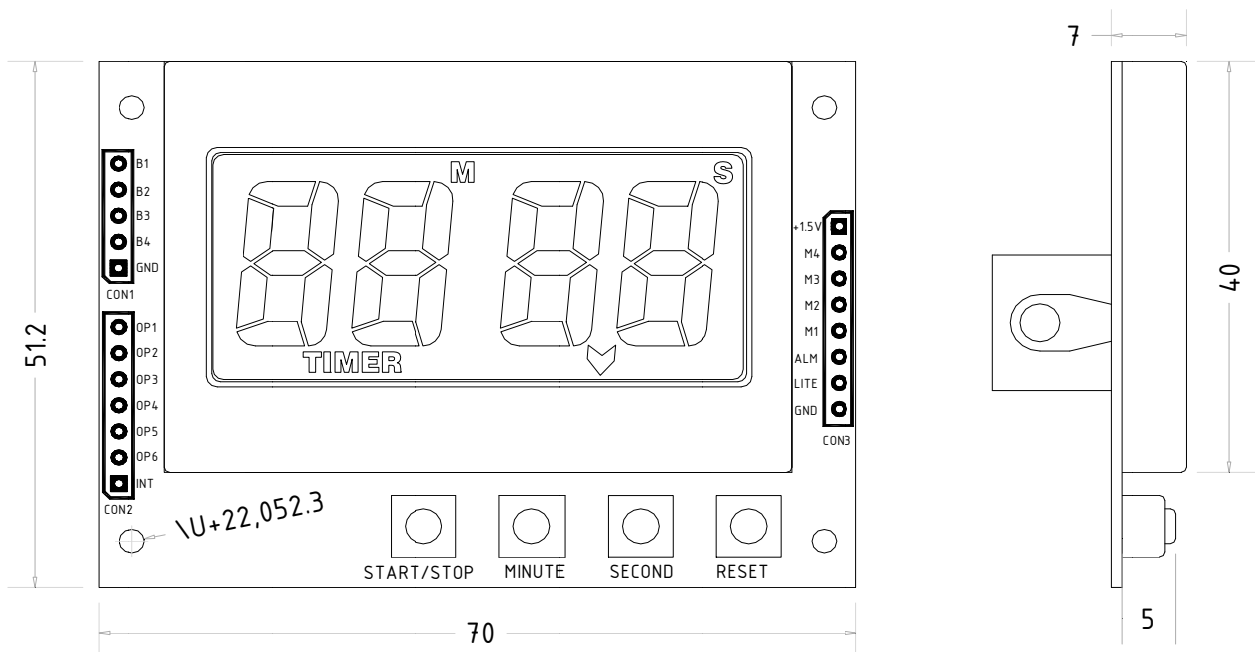
MODULE SPECIFICATION

99 Minutes 59 Seconds Countdown Timer Module

Model No.: 50T-A0H-MS

Descriptions

1.50 VDC operated 4 digits, with 16 mm digit height, 99 minutes 59 seconds as maximum capacity time counter. This module includes four buttons, start and stop at the left, then the settings of minute and second, and reset at right. Many kinds of output and control poles are designed to provide user comprehensive applications, such as power on/off control of electrical device, security device control, automatically alarm system activation. Many other versions are available. Please refer to the last paragraph for Versions List. UM4 battery mounted on the rear side of module.



Main Features

Maximum Capacity: 99 minutes 59 seconds

Resolution: 1 second

Minimum setting interval: 1 second

4 keys: Start/Stop, Minute, Second, and Reset

Depending upon the counting status, the display automatically changed to an appropriate format

Power: 1.5 VDC, UM4 battery holder mounted on rear side normally

1 minute alarm normally. However, PSA (Power Saving Alert) endless alert is available upon request

Various output poles for special application are available upon request

Specifications

- ✧ Physical Size:
 - PCB Size: 70 x 51.2 mm
 - Plastic Frame: 58 x 40 mm
 - Thickness: 7 mm (battery holder not included)

- ✧ LCD Display
Screen Size: 49.3 x 22.3 mm
Number of Digit: 4 digits
Digit Height: about 16.00 mm
- ✧ Button: tact s/w, 5 mm height; externally connection is possible
- ✧ Power Source: +1.5 VDC, use one piece of UM4 (AAA), battery holder mounted; externally input is possible
- ✧ Technical Data:
Operating Voltage: +1.20 ~ + 1.70 volts
Typical Current Drain: 3 μ A in normal condition; 400 μ A at alarm mode
Operation Temperature: -10 ~ +50 °C
Storage Temperature: -20 ~ +60 °C

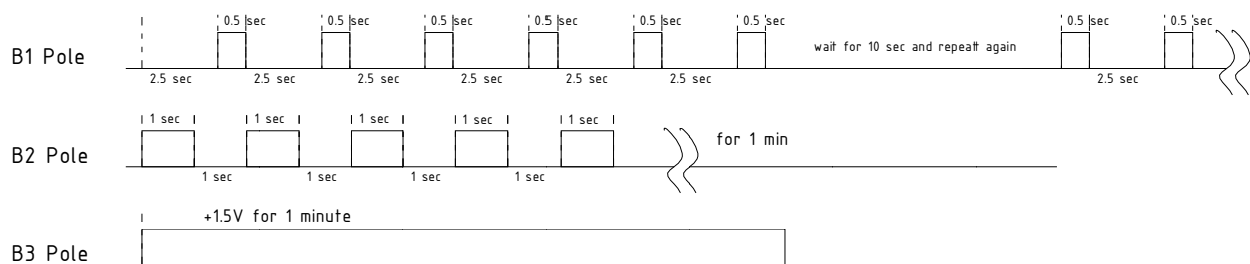
Applications

Aural alarm: 4 K Hz for 1 minute, or PSA endless alert, beeps 6 times, then waits for 10 seconds and repeat

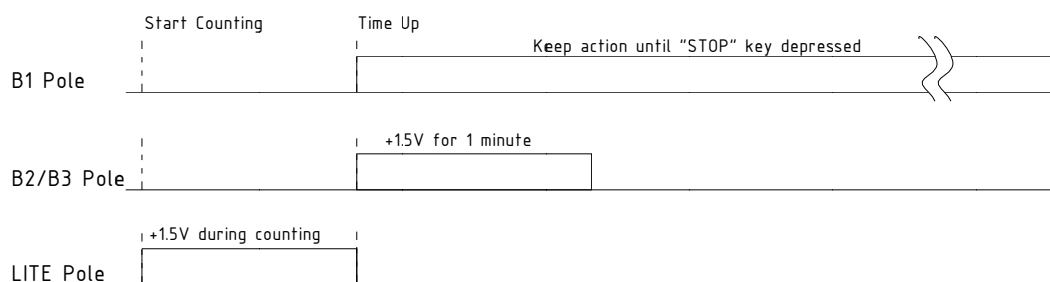
Output Poles (at CON1 & CON3):

- B1: After counting to zero, provides 2.5 sec "OFF", 0.5 sec "ON" for 6 times, then wait for 10 sec and repeat again. Never stop unless "Stop" key is depressed.
- B2: After counting to zero, provides 1 sec "ON", 1 sec "OFF" for 1 minute.
- B3: After counting to zero, provides level high (1.5 VDC) for 1 minute
- B4: Power "ON" auto-start counting (application details upon request)
- LITE: Deliver levels high (+1.5 VDC) signal during counting
- ALM: Aural alarm output, 4K Hz for 1 minute, or PSA endless alert signal

a) Wave Form of each Output Pole at Timer Countdown to zero:



b) Action Chart of each pole :



- ✧ Pin Connection for Keys (at CON3):
M1: connect to 1.5 VDC to "Start" or "Stop" counting
M2: connect to 1.5 VDC to adjust "Minute"
M3: connect to 1.5 VDC to "Second"
M4: connect to 1.5 VDC to erase the display reading

Additional Features Available upon Request

- Count up after countdown to zero
- Power On start counting
- Power Saving Alert, i.e., PSA or so called endless alert
- Various signal output and control poles for different application (please refer to the previous paragraph)

Versions Table

Model No.	Maximum Capacity	Resolution	Minimum Setting Interval
50T-A0H-MS	99 Min 59 Sec	1 sec	1 Sec
50T-A0H-HM	99 Hr 59 Min	1 sec after 100 min	1 Min
50T-A0H-DH	99 Days 23 Hours	1 sec after 100 min	1 Hour
50T-A0M-MM	9999 Minutes	1 sec after 100 min	1 Minute
50T-A0M-HH	9999 Hours	1 sec after 100 min	1 Hour
50T-A0M-DD	9999 Days	1 sec after 100 min	1 Day